



# Ashes Memorial Gardens

**A place to visit and remember**



Springbank  
West

## Memorialisation

Centennial Park provides a stunningly beautiful community space to enduringly commemorate loved ones.

Memorials are a physical place and meaningful anchor point, connecting us to the life and memories of those we have loved and lost.

They are just as much for the living.

Our consultants are here to help you through the process and answer any questions you may have.

**Appointments are essential and can be made by calling 08 8276 6011 or email us at [memorial@centpark.org.au](mailto:memorial@centpark.org.au)**

## Contemplation Court

### A temporary ashes memorial area

Without a physical place to visit, family and friends can often feel lost while mourning the loss of a loved one.

Our cremation service includes the placement of your loved one's ashes at Contemplation Court, our temporary ashes memorial facility. Contemplation Court provides a peaceful and reflective space for people to visit for up to six months after the cremation.

Centennial Park is proud to be the only cemetery in South Australia and the first in the country to offer this service.



## Ashes Placement Ceremony

### Witness the placement of your loved one's ashes in their final resting place

Following the selection of a memorial position, you can book your Ashes Placement Ceremony.

The service includes a Centennial Park team member to assist with the placement of your loved one's ashes.

Reflect the individuality of your loved one by arranging a priest, minister or civil celebrant, play a favourite song, read a poem or toast with champagne. You are welcome to organise personal touches to tailor your ceremony.

A small memento can be interred with the ashes, such as a family photo, memorial card, a personal message or rosary beads. The memento must be very small and delivered to Centennial Park 24 hours prior to the placement if you wish to have it placed inside the ash container. The memento will not be retrievable at any time in the future.

### On the day

In readiness for the ceremony, the chosen memorial position will be prepared, and the plaque or marker placed. Our team member will meet you at the memorial position at the prearranged time.

Family members can place their loved one's ashes in their memorial position, or our team member can place them on your behalf.

You and your family are welcome to remain at the memorial position for as long as you wish.

Following the placement, you can choose to gather with family and friends in our Function Rooms or reserve a table at Wildflowers Café. Your Memorial Consultant can help you with a reservation.

**Bookings are essential and can be made with your Memorial Consultant.**



# Traditional

Formal gardens with structured planting and traditional style memorials.

## Charles Newman

Our formal rose garden which during spring and summer is a sight to behold. Five fountains and lush lawns create a tranquil space. The wisteria-covered central arbour, golden elms and golden robinias along the garden border provide additional colour and texture throughout the year.



### Memorial Options

- |             |             |
|-------------|-------------|
| Boulder     | Garden Seat |
| Garden Edge | Tree        |
| Garden Bed  | Feature     |
| Wall Niche  |             |

## Acacia Court

A formal rose garden encased in natural tropical-inspired garden beds with birdbaths dotted throughout and a selection of flowering trees attracting vibrant birdlife.




Easily accessible from the Jamestown Ave entrance, with several garden seats for personal reflection.

### Memorial Options

- |             |                     |
|-------------|---------------------|
| Garden Seat | Garden Bed          |
| Feature     | Pedestal and Tablet |
| Garden Edge | Tree Side           |

## Banksia Court

An intimate, traditional style garden with easy access from the Jamestown entrance. Gums, roses and lush hedging provide a peaceful space.




### Memorial Options

- |                  |
|------------------|
| Garden Seat      |
| Garden Bed       |
| Garden Edge      |
| Tree             |
| Tree Side        |
| Upright          |
| Small Wall Niche |

## Erica Court

Centred around a majestic magnolia tree this pretty garden has an avenue of roses. Easily accessible from the Jamestown entrance, this lovely green space has garden seats for reflection.




### Memorial Options

- |             |
|-------------|
| Garden Edge |
| Tree Side   |

## Queen Adelaide

A mixture of a rustic yet traditional backdrop offers striking standard or bush roses. Plentiful shade is provided from the vast native gums, and the glacia trees that line the pictorial Queen Adelaide Walk.



### Memorial Options

- |            |
|------------|
| Boulder    |
| Garden Bed |
| Upright    |

## East Garden

A spacious, open garden, with large feature trees and bordered by roses. Easily accessible by the main entrance, the structured layout provides multiple memorial options.




### Memorial Options

- |                  |
|------------------|
| Garden Bed       |
| Garden Edge      |
| Tree Side        |
| Small Wall Niche |

Platinum	Gold	Silver	Bronze

### Horizon Gazebo

This decorative gazebo is set in the centre of an English style garden, bordered by plane trees and a cypress hedge. The striking pink Queen Adelaide roses are the feature of the garden, providing a sensational display when in full bloom.



#### Memorial Options

Garden Edge

### Services Family

Adjacent to Derrick Gardens, the Services Family Garden is specifically designed for spouses and family of service personnel and features a variety of spectacularly sculptured roses. Bottlebrush trees provide shade and protection to the flourishing roses.




#### Memorial Options

Garden Edge

### South East Garden

A modern rose garden with lush grass, trees and easy access from the main entrance. Located next to the Tuscan Garden and Wildflowers Café.



#### Memorial Options

Boulder  
Garden Seat  
Garden Bed  
Garden Edge  
Tree  
Tree Side

### Tranquility Garden

A formal lawn rose garden sits within the memorial walls providing a private and tranquil setting. From spring to autumn, the garden is awash with colour and fragrance as the roses are in full bloom. Pause for a quiet moment in this serene garden to remember and reflect.



#### Memorial Options

Garden Edge  
Small Wall Niche

### West Rose Garden

This sprawling rose garden abounds with colour and fragrance when the roses are in full bloom. The rose beds are set amongst a lush lawn bordered by a native garden bed and a creek nearby. Two gazebos provide sheltered seating and are easily accessible from the road.



#### Memorial Options

Garden Edge  
Wall

Platinum Gold Silver Bronze



# Feature

Formal gardens with features including fountains, creeks or ornamental urns.

## Springbank Island

A tropical paradise filled with a variety of lush green foliage. Turtles, ducks, birds and golden carp inhabit the natural island setting. The refreshing aroma of frangipani sweeps across the island adding to the relaxing tropical ambience.



### Memorial Options

- Feature
- Garden Edge
- Garden Seat
- Tree
- Wall
- Boulder
- Pedestal and Tablet

## Springbank West

Contemporary garden features a mixture of flowering Australian natives, exotic conifers and garden sculptures. An avenue of weeping grevilleas leads to a sculptural centrepiece with expansive views to the west and crepe myrtles frame the outlook. Views to the Balinese style garden. Garden seats offer comfortable places to reflect.




### Memorial Options

- Boulder
- Garden Edge
- Garden Seat
- Pedestal and Tablet

## Contemplation Avenue

This formal garden features a paved walkway lined with colourful trees, shrubs and Grecian urns. The colourful blooms of spring and summer give way to autumn hues before winter sets in and the Australian natives begin to flower. This quiet and private garden offers beautiful views of the sunset in the late afternoon and early evenings.



### Memorial Options

- Garden Edge
- Feature
- Pedestal and Tablet

## East Fountain 1

Tuscan in its design, with a fountain centrepiece bordered by four individual garden beds. This formal style garden with wisteria arbor, native habitat tree, is a short stroll to The Emu sculpture and has paved paths linking to East Fountain 2, Queen Adelaide Walk and Sanctuary Gardens.




### Memorial Options

- Feature
- Garden Bed

## East Fountain 2

An ornate flowing three-tiered fountain encircled by colourful tall standard roses, a charming and serene setting for reflection. Scattered with a vast variety of trees and plants offering a home to a multitude of rainbow lorikeets, rosellas and grass parrots.




### Memorial Options

- Boulder
- Feature
- Garden Seat
- Garden Bed
- Tree Side
- Wall

## Martinique Grove

Martinique Grove features magnolia trees with granite surrounds. When in bloom, these trees have a spectacular display of fragrant white flowers. With ample seating, Martinique Grove is a stunning place to sit and reflect on the life of loved ones.



### Memorial Options

- Garden Seat

Platinum	Gold	Silver	Bronze

### Springbank Creek

The gentle streaming of water enhances serenity and sustains the variety of flourishing native trees and plant life. Positioned between a traditional rose garden, renowned armed services memorial area and overlooked by the Cross of Remembrance, the flow of Springbank Creek creates a soothing environment.



#### Memorial Options

- Boulder
- Garden Edge
- Garden Seat

### Harmony

The perfect blend of traditional wall niches and contemporary boulder memorials border two gushing waterfalls. Shade from large ficus trees and colourful crepe myrtles perfectly sets off this lush environment.



#### Memorial Options

- Boulder
- Small Wall Niche

### Native Shrub Walk

An unstructured native garden featuring native Australian plants, trees and beautiful grevilleas along a winding path. A shaded area behind Martinique Grove is a perfect spot for nature lovers who like rambling, less formal style gardens.



#### Memorial Options

- Garden Edge
- Boulder

Platinum Gold Silver Bronze



Weeping  
Rose  
Garden

# Contemporary


Structured gardens with contemporary memorial options.

## Garden of Wishes

A specially themed children's garden set around an endearing wishing well. The serene ambiance presents a tranquil and quiet setting to reflect.

### Memorial Options

Garden Edge




## Herb Garden

A structured garden neighbouring Tuscan and Tropical Gardens. Featuring tall standard roses, lush garden beds and shaded seats. Close to Wildflowers Café, the perfect spot to stop and reflect.

### Memorial Options

Boulder  
Garden Bed  
Garden Edge



## Hibiscus Court

A formal garden featuring a central garden seat surrounded by circular garden beds. The roses and hibiscus burst into a spectacular, colourful display from spring through to autumn. This vibrant garden offers comfortable seating in the shade, or among the flowers, for peaceful contemplation.

### Memorial Options

Pedestal and Tablet  
Garden Edge  
Tree  
Tree Side



## Peace Court

This sandstone knot garden with calming water feature is surrounded by raised sandstone rose and shrub beds. In spring, the garden bursts into colour as the roses, crab apples and society garlic bloom. Angel statues nestled amongst the smoke bush and ample seating beneath the coral trees provide a place to sit and reflect.

### Memorial Options

Garden Edge  
Tree  
Tree Side



## Tristania Court

Contemporary garden with a sculptural centrepiece surrounded by lush lawn and garden beds filled with native and exotic plants. Fiddle leaf figs and tree aloes tower over weeping grevilleas, cordylines and succulents to create a secluded sanctuary. The garden attracts stunning birdlife including a family of tawny frogmouths. Comfortable seating allows you to take your time.

### Memorial Options

Garden Bed  
Garden Edge  
Tree  
Tree Side




## Tropical Garden

Located near the main gates and tucked behind a hibiscus hedge, the footbridge over the stream connects a series of pocket gardens with year-round colour and texture. Comfortable seating allows you to enjoy the sounds of trickling water beneath a canopy of palms and the shade of a large gum tree.

### Memorial Options

Boulder  
Garden Bed  
Garden Edge  
Garden Seat



Platinum Gold Silver Bronze





### Tuscan Garden

Pillars of aromatic star of jasmine coupled with Mediterranean sculptures and waterways are reflective of a distinguished European garden. Morning shade from the nearby eucalyptus provides a tranquil setting to reflect amongst the standard roses.

#### Memorial Options

- Boulder
- Feature
- Garden Bed
- Garden Edge



### Weeping Rose

Positioned beneath the shade of huge gum trees is this peaceful oasis. Colourful blooms cascade from the weeping roses and birds frolic in the garden beds and gum trees. Set against a backdrop of vibrant wisteria, two beautiful sculptures and seats under the gum trees.

#### Memorial Options

- Boulder
- Garden Edge
- Garden Seat
- Tree Side
- Upright



### Affinity

A lush green tropical plantation, sheltered area is modern and shaded by large leafed coral trees. Affinity Garden transports you to a thoughtful and quiet space.

#### Memorial Options

- Garden Edge
- Small Wall Niche



### Grevillea Court

A traditional and contemporary garden featuring a structured cluster of garden beds for more traditional memorials surrounding a feature of grevillea trees and weeping roses.

The neighbouring Shrub Garden Walk offers a shaded area with contemporary slate upright memorials, a perfect place to sit and reflect.

#### Memorial Options

- Garden Edge
- Upright




### Medika Nature Garden

A rainforest canopy bordered by silver birch trees and views to the East Garden roses. A cool, intimate sanctuary with clivia and hibiscus flowers providing splashes of colour amongst tree ferns, monstera, assorted varieties of palms and custard apple trees.

#### Memorial Options

- Garden Edge
- Pedestal and Tablet
- Small Wall Niche







Platinum Gold Silver Bronze



## Walls

Wall positions available:

Platinum	Gold	Silver	Bronze
			
Springbank Island Springbank West*	Charles Newman Contemplation East Fountain 2 Tristiana*	Affinity# Banksia Court# Harmony Walls# Medika# Sanctuary Cross#	East Garden# Horizon Gazebo* Tranquility Garden# West Rose

\*Plaque only positions, no ash interment  
#Small wall niche

## Remembrance Plaque

A remembrance plaque allows you to establish a physical memorial while keeping your loved one's ashes elsewhere. A remembrance plaque can help those who are still here to feel connected to a loved one after they have passed.

### Garden Options

Weeping Rose  
Peace Court






## Book of Remembrance

The Book of Remembrance is a perpetual memorial made of the finest parchment and leather with each page dedicated to a day of the year.

You can memorialise your loved one with an inscription prepared by a professional calligrapher and there are an assortment of emblems to choose from to mark the date of your choice.

The Book of Remembrance is located at our Operations Complex, a quiet sanctuary accessible to the public during Park opening hours.



Platinum	Gold	Silver	Bronze
			

## Jewellery and Urns

At Centennial Park we offer families a wide selection of urns in different styles, colours, and materials.

We also offer a selection of beautifully crafted jewellery that hold a small portion of your loved one's ashes, safely and close to your heart.

For more information please contact our Memorial Team on 08 8276 6011.



For more information scan the QR code.


## Floral Placement Service

Centennial Park has a service available for those who are unable to visit a memorial but wish to place flowers in honour of a loved one.


A variety of floral arrangements have been sourced from a local florist.



For more information scan the QR code.



# Notes



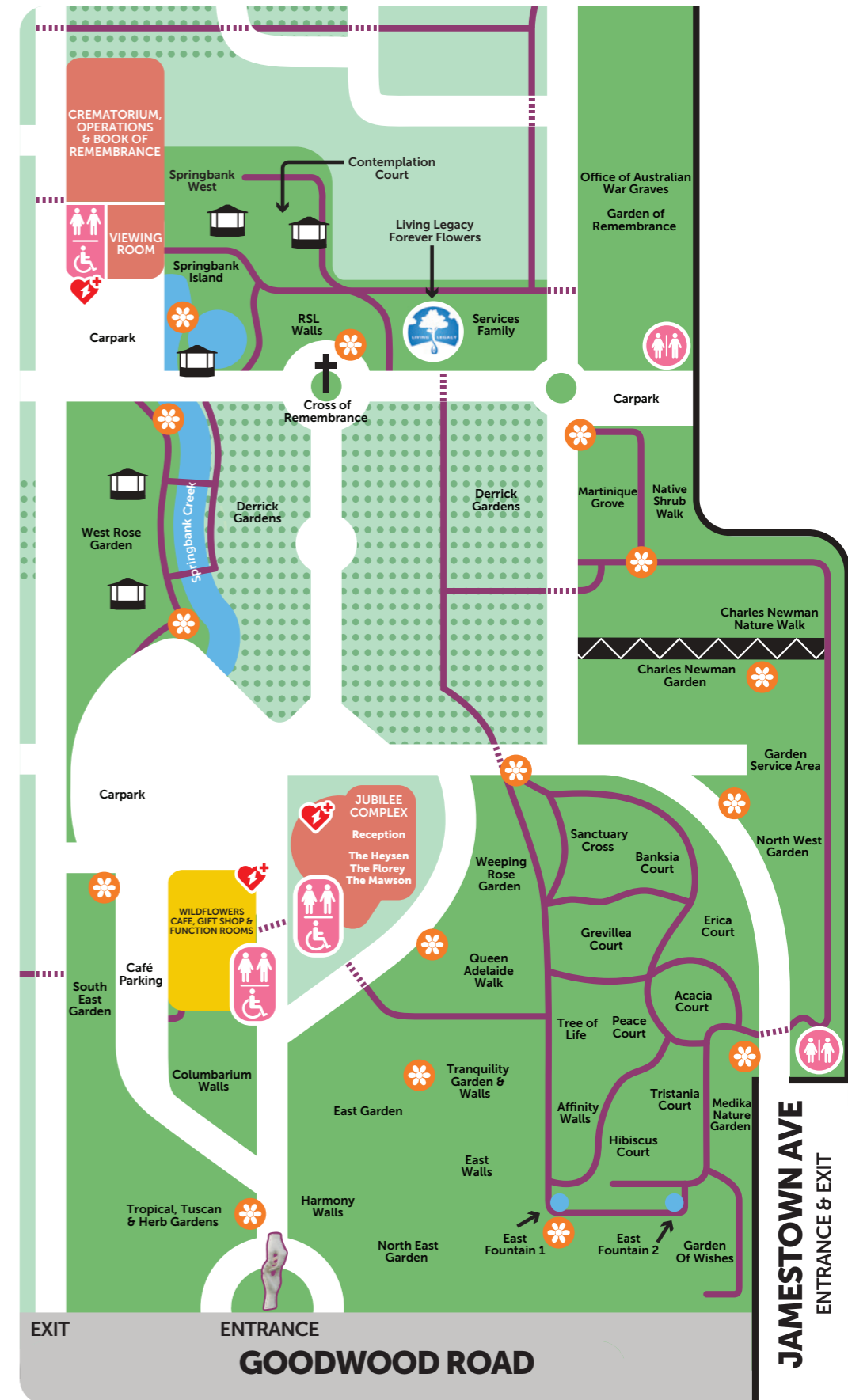
# Map



Parking is available on all roads within the Park, in the direction of traffic.

## Map Key

	Wheelchair Friendly Path		Pedestrian Crossing
	Roads & Carparks		Arbour Stairs
	Wheelchair Accessible Toilets		Cafe, Gift Shop & Function Rooms
	Buildings		Irrigated Garden Areas
	Burial Areas		Irrigated Areas
	Defibrillator		Living Legacy Forever Flowers
	Flower Holder Dispenser		Speed Limit in Park



## General Ashes Memorial Information

### New Ashes Memorial Interment Rights

Interment Rights for new ashes positions are issued for a minimum of 30 years with the option for longer terms and perpetuity (forever).

We highly recommend families speak with us to arrange an appointment to visit Centennial Park to look at all the different options available to ensure your needs are met. Please note that your loved one's ashes can also be interred in burial positions at Centennial Park.

While all memorial gardens at Centennial Park are irrigated, not all burial areas are. This is another reason to contact us to find out about all the options available.

There are specific monumental (e.g. plaque, headstone) requirements in particular burial and ashes memorial areas. A Plain English Statement (CCASA Form) must be completed by the proposed Interment Right Holder, for all new ashes Interment Rights, before an interment can occur.

### Interment Right Holder

The rights and responsibilities are defined in the Plain English Statement Form. The family must decide who will be the Interment Right Holder, as only the Interment Right Holder can authorise interments and monumental work (headstones, inscriptions, plaques, etc) at the position.

### Transfer of Interment Right Declaration Form

A Transfer of Interment Right Declaration form must be completed before the re-opening of a burial or ashes memorial position for an additional interment, where the Interment Right Holder is deceased.

A Transfer of an Interment Right is only permitted with the approval of Centennial Park.

### Additional Tenure

Anyone can extend an Interment Right tenure, at any time, with a five (5) year minimum.

### Perpetuity (forever)

A perpetual interment right ensures a burial or ashes memorial will remain forever, with no need for future generations to renew.

### Plaques

Centennial Park arrange, supply and install plaques throughout our memorial gardens in both bronze and granite.

Your Memorial Consultant will assist you in creating a plaque proof that reflects your loved one's life and personality. The proof can be created during a meeting at Centennial Park or in the comfort of your home.

Plaque type, size and material vary from each garden (memorial type) and are individually costed.



Weeping  
Rose Garden



760 Goodwood Road Pasadena SA 5042  
08 8276 6011 [enquiry@centpark.org.au](mailto:enquiry@centpark.org.au)  
[www.centennialpark.org](http://www.centennialpark.org) [f/centennialparkcemetery](https://www.facebook.com/centennialparkcemetery)